



OPAL

HERITAGE COLLECTION

Providing a like-for-like replacement for traditional materials, our Opal Heritage range of windows & doors have been designed and developed to specifically meet the requirements of refurbishment and renewal projects, particularly in sensitive planning areas and are ideal for Victorian and Art Deco projects.

The Opal Heritage door and window ranges both feature the slim profiles and sight lines that are associated with traditional steel doors and windows and are often specified for applications such as listed building renovations.

These high quality windows and doors let you enjoy all the benefits of aluminium at a more affordable price and without having to compromise on quality.



ALUMINIUM VS. STEEL

Our range of Heritage doors and window systems not only deliver the iconic 'steel look' and aesthetics required for sensitive Victorian and Art Deco refurbishment projects but also the thermal efficiency that is demanded by developers, architects, planners and homeowners.

Opal Heritage provides a modern, lightweight, high-strength and cost effective alternative to traditional window and door systems offering a wide range of benefits:

Increased Lifespan

Because aluminium does not rust or rot, window frames provide great longevity and can last indefinitely. This means that aluminium windows & doors have the longest lifespan of any framing material with typical replacement periods of 40 years compared to a typical 35 years for steel, PVC and timber.

Thermal Efficiency

Modern aluminium windows are thermally broken using polyamide, an excellent insulator which significantly reduces thermal transmittance and enhances the overall U Value of a product. The thermal conductivity of polyamide is 160 times better than steel providing excellent thermal performance.

Reduced Maintenance

Maintenance is simple with a routine 'wipe-clean' being all that is required to keep aluminium looking its best. With no requirement for repainting or revarnishing, they will never fade, deteriorate or rust. Marine grade powder coating will protect them in harsh environments such as coastal areas.



WINDOW TO THE WORLD.

Opal Heritage Aluminium Windows are produced with a modern, super-thin aluminium profile to allow more light in. Coated with a quality marine polyester powder coat as standard, they are available in a range of sizes and configurations and have multi-point locking for enhanced security. They have an innovative polyamide thermal break which builds a barrier between the cold outside and warm inside to reduce thermal transmittance. Available with a various hardware options & in a wide range of colours & finishes.



Opal Heritage provides the ideal solution for heritage applications such as listed building renovations and large scale replica-refurbishment projects where planning constraints are to be considered.

The Opal Heritage windows have a slim 59mm sightline to replicate traditional steel windows, letting the maximum amount of light into the room and feature a specially designed drip bar between modules.

APPLICATION

- ✦ Fixed windows
- ✦ Single or double sash windows
- ✦ Side hung open-out casements
- ✦ Top hung open-out casements
- ✦ Tilt & turn windows

FEATURES

- ✦ Polyamide thermal break provides enhanced thermal performance
- ✦ Range of hardware available with option to upgrade to BLU™ stainless steel
- ✦ Frame depth of 47mm
- ✦ Available with 25mm or 41mm flat astragal bars

DESIGN - LIMITATIONS

Side Hung Vent Max o/a Width - 700mm
 Side Hung Vent Min o/a Width - 300mm
 Side Hung Vent Max o/a Height - 1400mm
 Maximum Vent Weight - 40kg

Top Hung Vent Max o/a Width - 1400mm
 Top Hung Vent Max o/a Height - 1300mm
 Top Hung Vent Min o/a Height - 275mm
 Maximum Vent Weight - 40kg

Glazing

24mm, 28mm, 32mm, 36mm





STANDARD

black, white, satin stainless or polished chrome



 BLU™ CONTEMPORARY & OPERA - **UPGRADE**



 BLU™ REGENT - **UPGRADE**



MONKEYTAIL - **UPGRADE** BULB - **UPGRADE**

Matching casement stays also available



BLU

by: COASTAL

Our full Heritage range of windows and doors come with a standard choice of hardware which are fully compliant and of high quality providing excellent security. However, you can also choose to upgrade to our range of BLU™ hardware should you want that something a little different or high-end. BLU™ is made from 316 Marine Grade Stainless Steel which has higher levels of corrosion resistance.

If you see this icon, it's a BLU™ upgrade.



B
WER



U VALUE
1.5W/m²K



AIR
600Pa



WATER
600Pa



WIND
2400Pa



CERTIFIED
Document L



CERTIFIED
BS 6375



CERTIFIED
PAS 24:2016



SH SIGHT LINE
59mm



SH MAX WIDTH
700mm



SH MAX HEIGHT
1400mm

MAKE A STATEMENT

Our range of Heritage doors include single or double (French) doors, bifolding doors and internal screens. With ultra-slim sightlines and steel replica aesthetics, Opal Heritage doors are fast becoming the preferred choice for many residential and commercial projects alike. The slim sightlines make them a durable yet lightweight choice and ensure that your listed building keeps a traditional feel with the added benefits of a modern door.



Opal Heritage doors are suitable for both single and double door applications and are available in a wide range of sizes and supplied with a multi-lock mechanism as well as face-mounted finger thrown locking bolts.

Delivering a U Value of 1.5 W/m²K when installed with a suitable unit, these doors provide exceptional thermal qualities and are available in either single or dual polyester powder coated finishes.

APPLICATION

- ✦ Single door
- ✦ Double doors (French doors)

FEATURES

- ✦ Slim sightlines
- ✦ Gasket glazed
- ✦ Multi point locking and face mounted shoot bolts
- ✦ Typical sightlines 59mm
- ✦ Available with 25mm or 41mm flat astragal bars
- ✦ Available with transoms in sash (42.5mm sightline)

DESIGN - LIMITATIONS

Max Sash Width ~ 900mm

Max Sash Height ~ 2100mm

Glazing

24mm ~ 28mm (std)





LEVER LEVER - STANDARD



Antique Brass Finish
(also available in std colours)

ART DECO - **UPGRADE**



U VALUE
1.5W/m²K



CERTIFIED
Document L



SH SIGHT LINE
59mm



MAX SASH WIDTH
900mm



MAX SASH HEIGHT
2100mm

ULTION

The standard locking mechanisms & hardware used by us are already fully compliant with current regulations and of a high quality providing excellent security. However, you do have the option to enhance security by upgrading to an Ultion Lock.

The moment that Ultion detects forced entry it activates an attack lock directly into the central cam, this is 'Lock Down Mode'. Even if the most determined intruder gets past Ultion's two sacrificial sections they won't get to the attack lock because it is protected deep inside a solid molybdenum core and secured with a dedicated retaining pin.



Part of our Opal Deluxe bi-folding door range, our Opal Heritage bifolds are a high quality, high performance slide, folding door developed to match the slim profiles and Art Deco design of traditional steel doors.

Providing a modern like-for-like replacement for steel materials, Opal Heritage bifolds provide the aesthetic benefits of period steel doors with all the advantages of secure and thermally efficient aluminium.

FEATURES

- ✦ Slim lines and discrete hardware maximises light
- ✦ Maximum flexibility - minimum space required
- ✦ Door sashes are moved in a concertina fashion
- ✦ Smooth, easy and reliable operation
- ✦ Integrates outdoor and indoor living space
- ✦ 94mm sightline for bifolds
- ✦ Available with 25mm or 41mm flat astragal bars
- ✦ Available with transoms in sash (45.5mm sightline)


DESIGN - LIMITATIONS

Max Sash Width - 1000mm
 Max Sash Height - 2200mm
 Max Sash Weight - 100kg

Frame Width - 88mm
 Frame Depth - 76 or 82mm
 Glass - 24, 28, 32 or 40mm
 double or triple glazed units



| H A R D W A R E



LEVER LEVER - STANDARD



'D' HINGE - STANDARD
black, polished chrome, white



 BLU™ ERGONOMIC
UPGRADE



 BLU™ SHOOTBOLT
UPGRADE



SHOOTBOLT - STANDARD
(non-locking)
black, white, grey, polished chrome



U VALUE
1.5W/m²K



AIR
450Pa



WATER
450Pa



WIND
1200Pa



CERTIFIED
Document L



SH SIGHT LINE
94mm



MAX SASH WIDTH
1000mm



SH MAX HEIGHT
2200mm

Opal Heritage internal screens are fabricated from the same profile and have the ability to completely transform any interior space. Slimline and distinctive, Opal Heritage internal screens allow you to divide up any room yet retain the amount of light that floods in. They can be used as internal partitions, connecting doorways or for dividing up spaces. Striking but minimalist, you have the option to keep them as a large fixed screen or have doors incorporated to provide access between rooms.


A P P L I C A T I O N S

- ✦ Room divider either as fixed windows or with doors
- ✦ Separating a conservatory from the main room
- ✦ Replacing a solid door with glazed option
- ✦ Dividing an entrance hall
- ✦ Commercial applications such as hotels, restaurants etc.
- ✦ Offices and workspaces

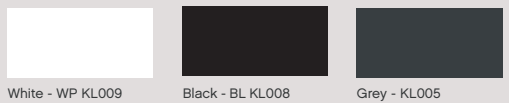


Our Opal Heritage Aluminium Windows & Doors were installed in this stunning detached house to replace the old Timber and steel Crittall insert system. The homeowners wanted to upgrade their existing windows due to the desire for greater thermal performance but without compromising the aesthetics of their home. Our Opal Heritage system provided the homeowners with all the thermal benefits they required without taking any character away from their property.

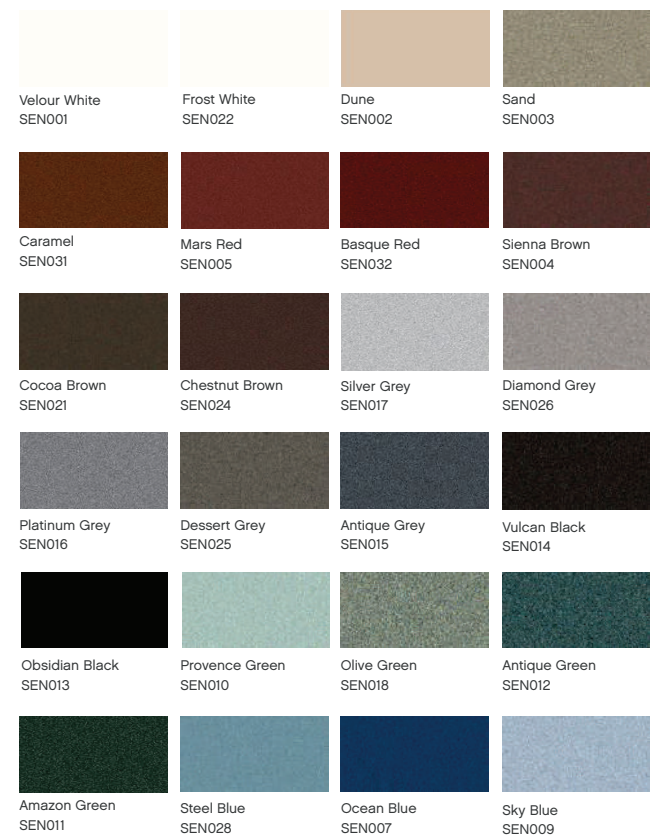
Opal Heritage was specified, they were carefully designed to closely replicate the proportions and detail of an original Crittall frame but at a much more cost effective price. Aluminium also doesn't rot or rust like steel so provides great longevity and can last indefinitely. They are also thermally-broken using polyamide, an excellent insulator, which helps to insulate windows against heat loss and also reduce the risk of condensation.



STANDARD COLOURS



SENSATIONS



COTSWOLD



NATURALS



ALCHEMY



Ask to see our swatches! 

Although the colours in this brochure are accurate, they are only for illustrative purposes and not 100% binding in colour.

